

VOCABULARY



BLUEBONNET




TWIGS



FLAMES



TIPÍ

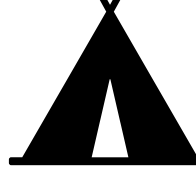
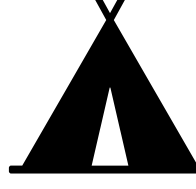
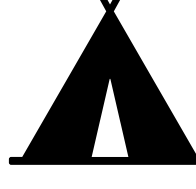

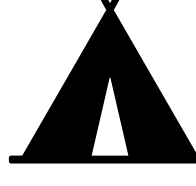
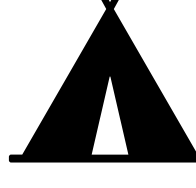
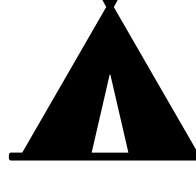



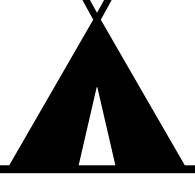




SHAMAN











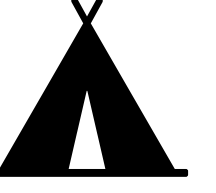




SPIRITS

TRACE THE B WITH YOUR FINGER. THEN CREATE YOUR OWN THE LINE BELOW.







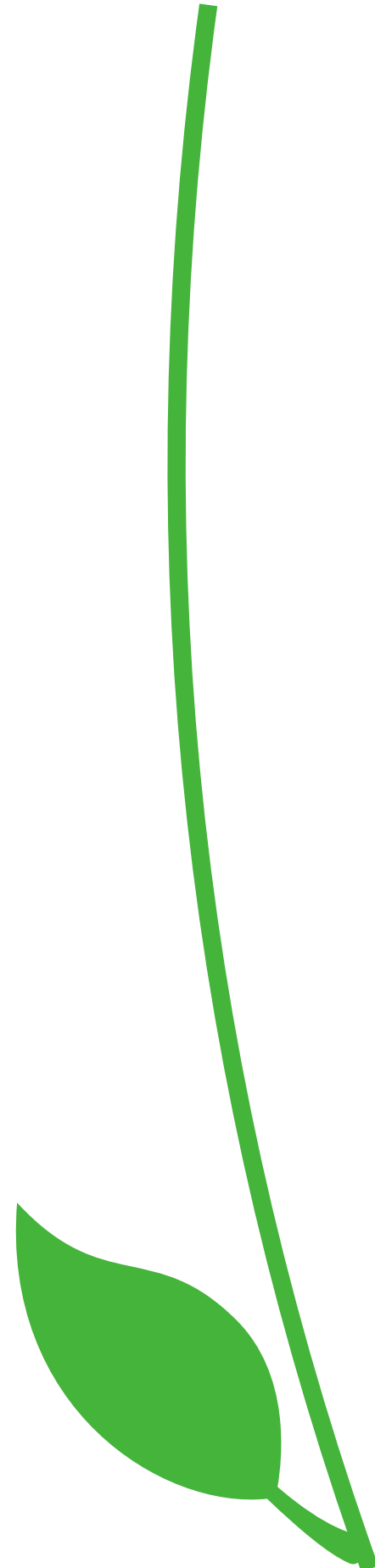





Three horizontal lines for writing practice: a solid top line, a dashed middle line, and a solid bottom line.



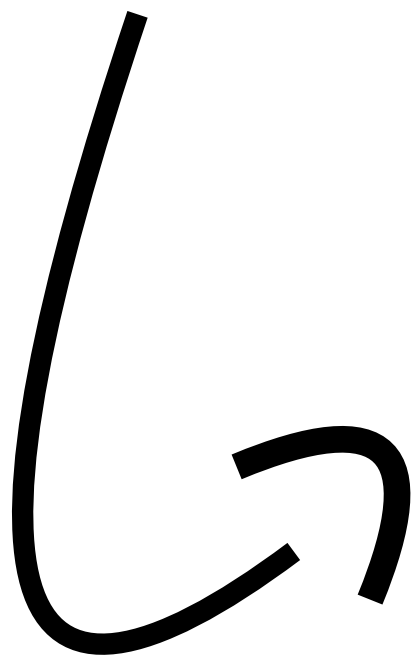

MATCH THE BLUEBONNETS









GET SOME BLUE AND WHITE PAINT. DIP YOUR FINGERS IN IN AND FILL IN THE
LEAVES ON THE BLUEBONNET STEMS.



PLACE THE FEATURES ON SHE-WHO-IS-ALONE'S DOLL, AND THE FEATHERS IN HIS HAIR.



SEQUENCE THE FOLLOWING EVENTS FROM THE BOOK.
(USE FEWER IMAGES FOR YOUNGER CHILDREN.)



MATCH THE SHAPES.

